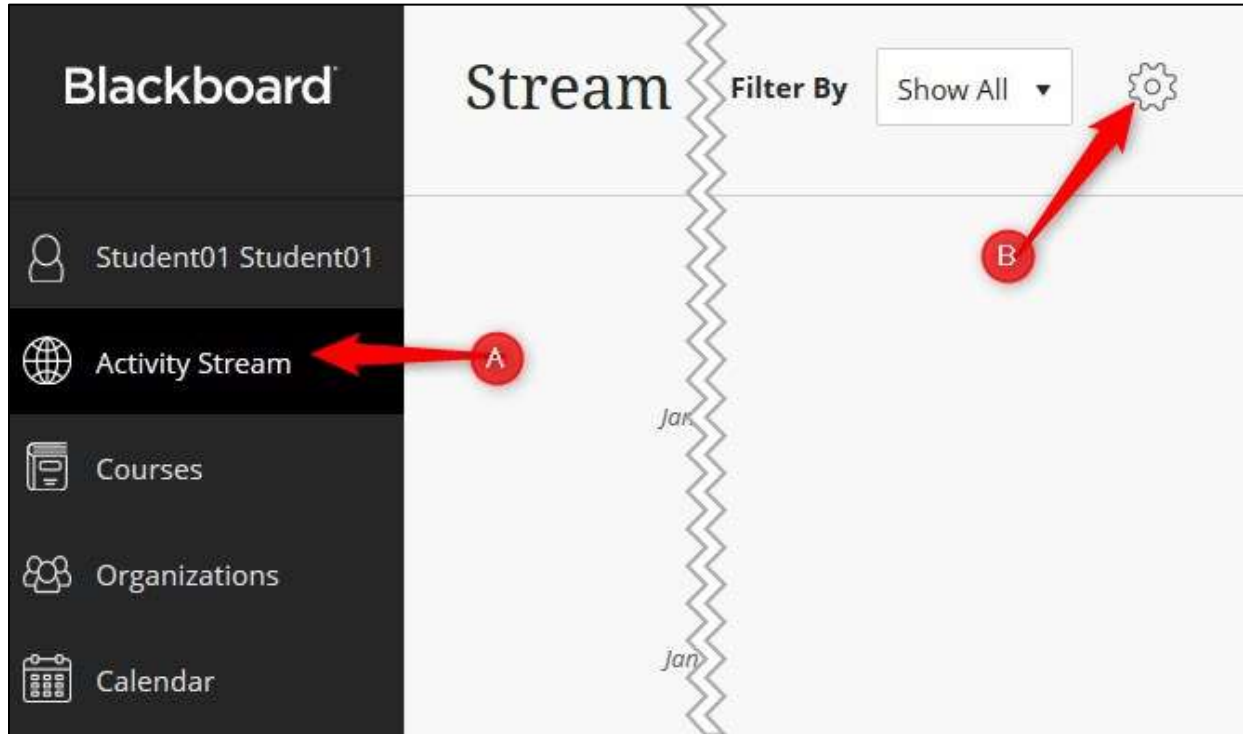


## Setting Activity Stream and email Notifications

You can set what types of activity stream and email notifications you want to receive. You can change these setting as needed.

### Directions:

1. **Set Activity Stream Notifications:** Log into Blackboard. Make sure you are on the **Activity Stream** page and click the **wheel** in the upper right-hand corner.



2. Check the items that you want to see on your **Activity Stream** and then **Save**.

Stream

## Notification Settings

Stream Notifications

Notifications for due dates, grades, and feedback always appear in your stream.

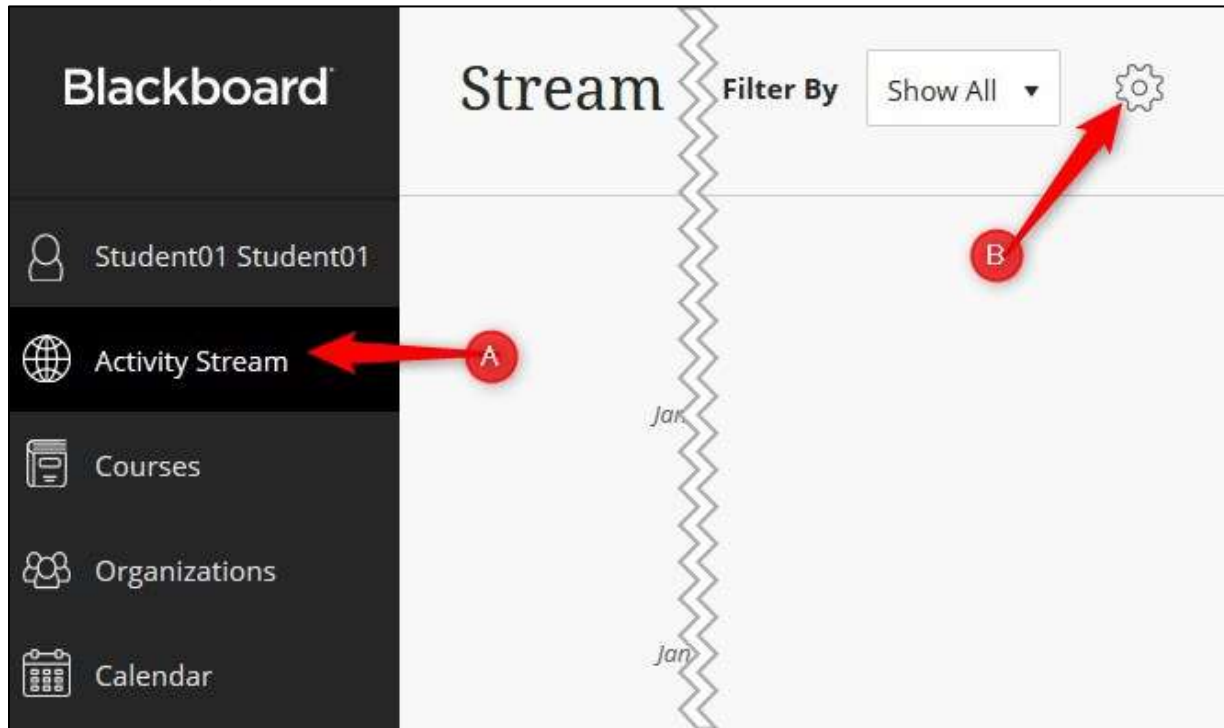
Also notify me in the stream about these activities:

- New course calendar items
- New messages
- New content added
- New courses available
- Replies to discussions
- My performance, activity, and action alerts

Cancel Save

**NOTE:** You will not get an email for these. They will appear on your activity stream in Blackboard.



3. **Set Email Notifications:** Make sure you are on the **Activity Stream** page and click the **wheel** in the upper right-hand corner.



4. Check the items that you want **emailed to your Stark State gmail account** and then **Save**.

Stream

## Notification Settings

**Email Notifications**

Email me right away  
 Email me once a day

Notify me by email about these activities:

New grades and feedback

New messages

New content added

New and upcoming due dates

Overdue items

New courses available