

How to Join the Common Read Faculty Resources

In this organization, you will find resources such as assignments you can integrate into your class.

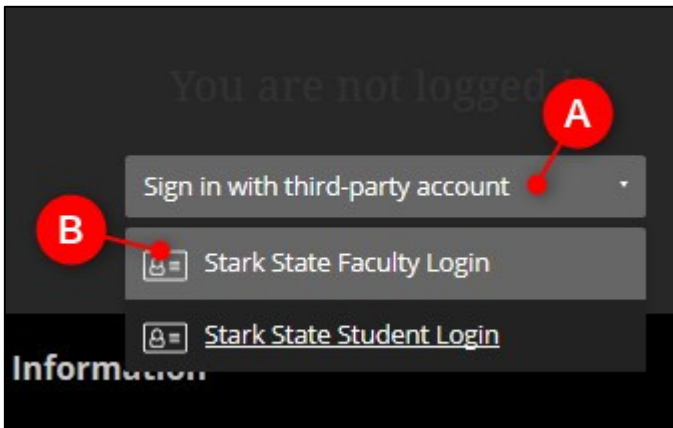
Click here to watch the tutorial video on how to enroll.

Directions

1. Open Firefox and type the following into your address bar: blackboard.starkstate.edu



2. Click on the dropdown and click on **Stark State Faculty Login**

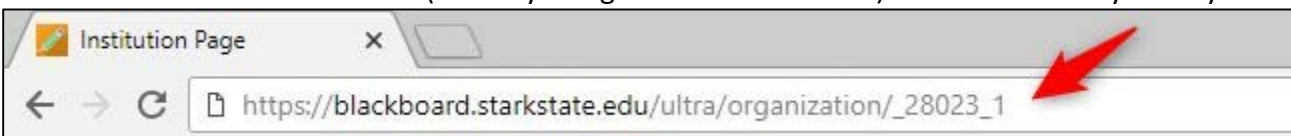


3. Enter your email address and password and click on Sign In.

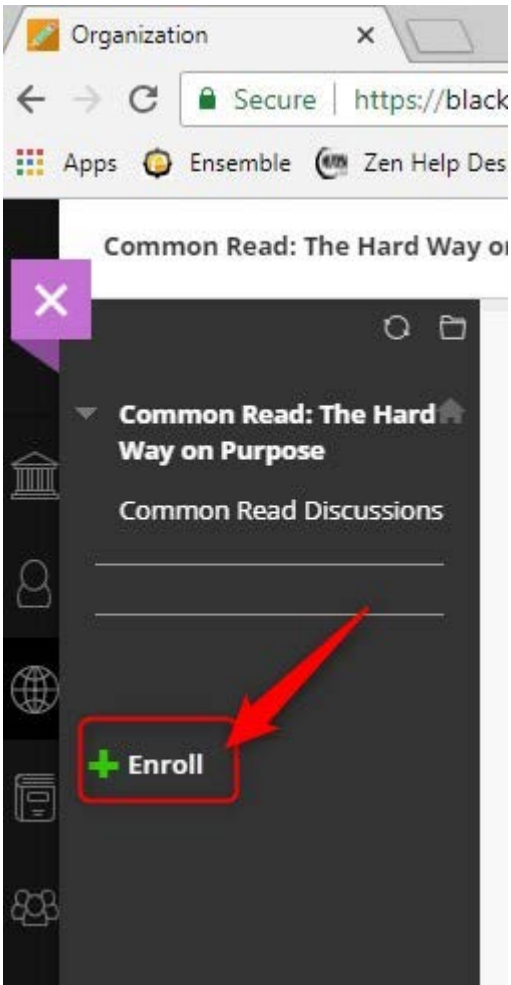


4. **Copy** this link: https://blackboard.starkstate.edu/ultra/organization/_24745_1

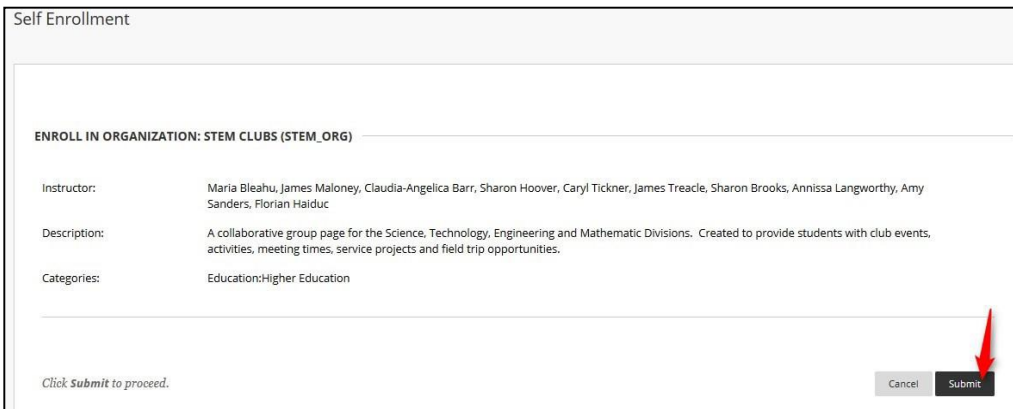
5. **Paste** the link in the address bar (where you signed into Blackboard) and hit Enter on your keyboard




6. Click on **+Enroll**



7. Click on **Submit**



8. Click on **OK**



You are now enrolled in the Common Read Faculty Resources.

To access it in the future you log into Blackboard and click on Organizations.

