

Extra Credit Quiz or Test Question

This tutorial will show you how to make a test question a bonus question. NOTE: You should not make ALL the questions extra credit. This is only for one or a couple questions.

6 Steps [View most recent version](#) 

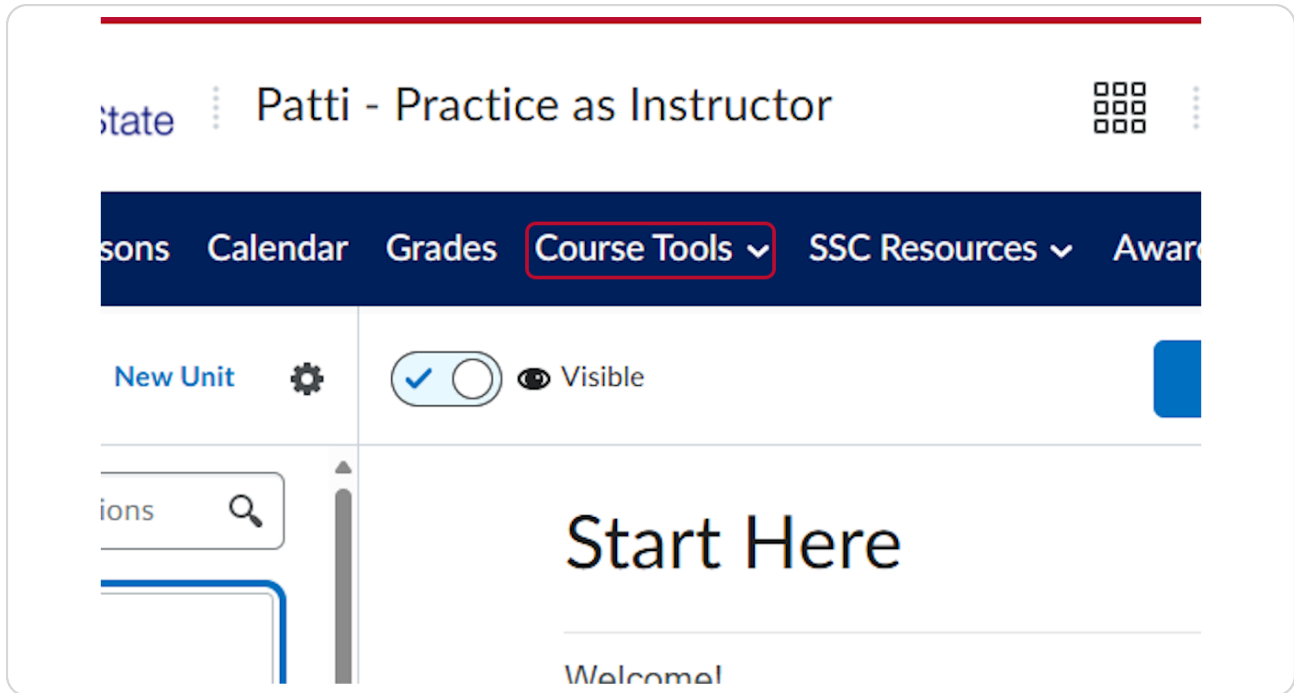
Created by
Patti Brown

Creation Date
Aug 13, 2025

Last Updated
Aug 13, 2025

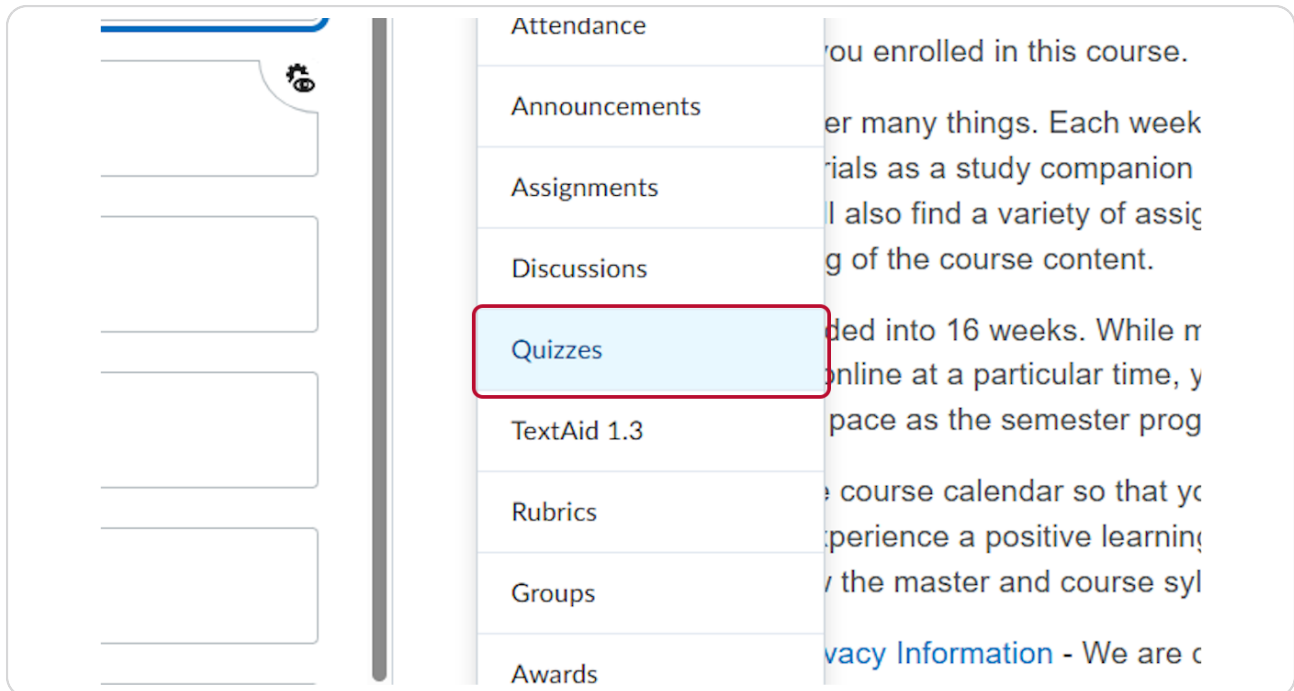
STEP 1

Click on Course Tools







STEP 2

Click on Quizzes



STEP 3

Click on the quiz you want to work on. For our example, we used the Week 5 Quiz

<input type="checkbox"/>	MC and Essay quiz ▼   Due on Sep 21, 2025 11:59 PM Available on Jul 31, 2025 12:01 AM until Sep 21, 2025 11:59 PM
<input type="checkbox"/>	Week 5 Quiz ▼   Due on Sep 14, 2025 12:59 AM Available on Jul 29, 2025 12:01 AM until Sep 14, 2025 12:59 AM
<input type="checkbox"/>	Week 2 Quiz - Requires Respondus LockDown Browser + Webcam Due on Sep 7, 2025 12:59 AM

STEP 4

Click on the box next to the question you want to make a bonus question and then click **More Actions**

The screenshot shows the eStarkState interface for managing a quiz. The top navigation bar includes the eStarkState logo, the user's name 'Patti - Practice as Instructor', and various icons for course management. Below the navigation bar, there's a section for 'Week 5 Quiz' with buttons for 'Add Existing' and 'Create New'. A list of six questions is shown, each with a checkbox and a 'More Actions' button. A red arrow labeled '1' points to the checkbox for question 6, and another red arrow labeled '2' points to the 'More Actions' button for question 6. The right sidebar displays settings for the selected question, including 'Availability Dates & Conditions', 'Timing & Display', 'Attempts & Completion', and 'Evaluation & Feedback'.

Course Home Lessons Calendar Grades Course Tools SSC Resources Awards

Back to Manage Quizzes Week 5 Quiz

Add Existing Create New Total Points 12

1 selected Add Move To More Actions

1 2

1 What do elephants use their trunks for? 2 points
Multiple Choice • Also in Week 2 Quiz • Requires Respondus LockDown Browser ...

2 What is the main reason elephants flap their ears? 2 points
Multiple Choice • Also in Week 2 Quiz • Requires Respondus LockDown Browser ...

3 How do elephants communicate over long distances? 2 points
Multiple Choice • Also in Week 2 Quiz • Requires Respondus LockDown Browser ...

4 Why do elephant herds typically follow a matriarch? 2 points
Multiple Choice • Also in Week 2 Quiz • Requires Respondus LockDown Browser ...

5 How do elephants typically show affection to each other? 2 points
Multiple Choice • Also in Week 2 Quiz • Requires Respondus LockDown Browser ...

6 What behavior do elephants often exhibit when they find water after a lo... 2 points
Multiple Choice • Also in Week 2 Quiz • Requires Respondus LockDown Browser ...

Availability Dates & Conditions
Availability starts 7/29/2025 and ends 9/14/2025
1 user with special access

Timing & Display
No time limit

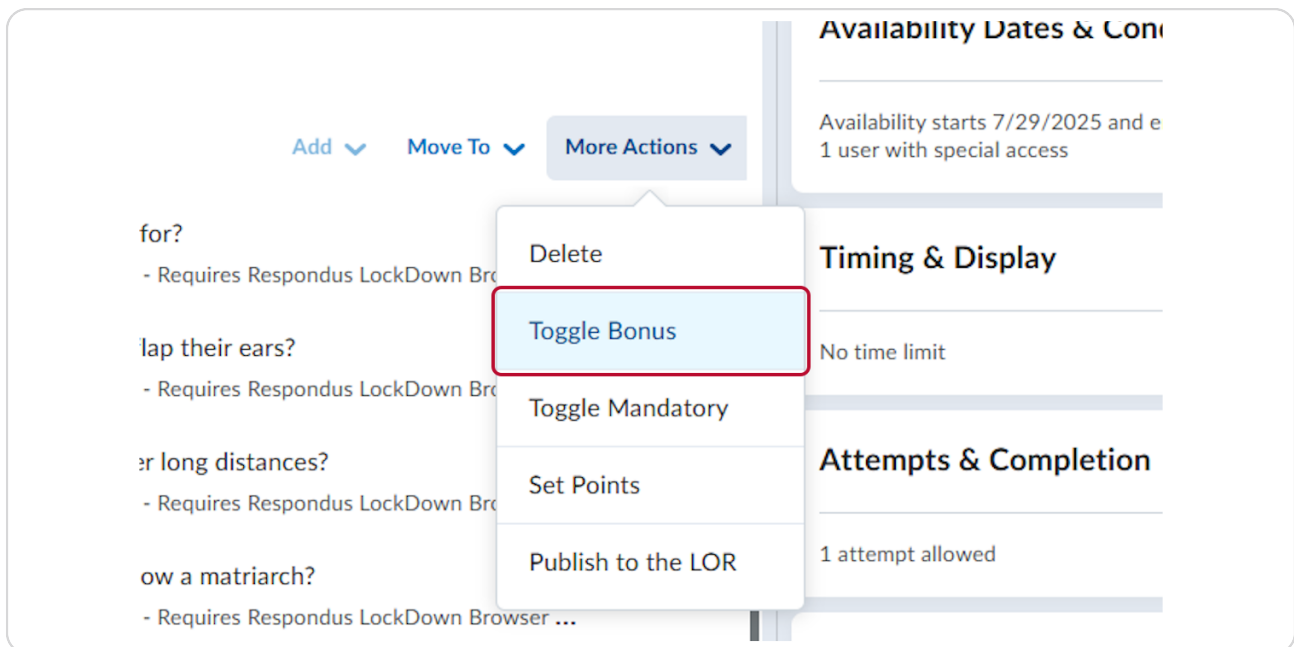
Attempts & Completion
1 attempt allowed

Evaluation & Feedback
Auto-publish results
Sync to grade book
2 result displays

Save and Close Save Cancel Visible

STEP 5

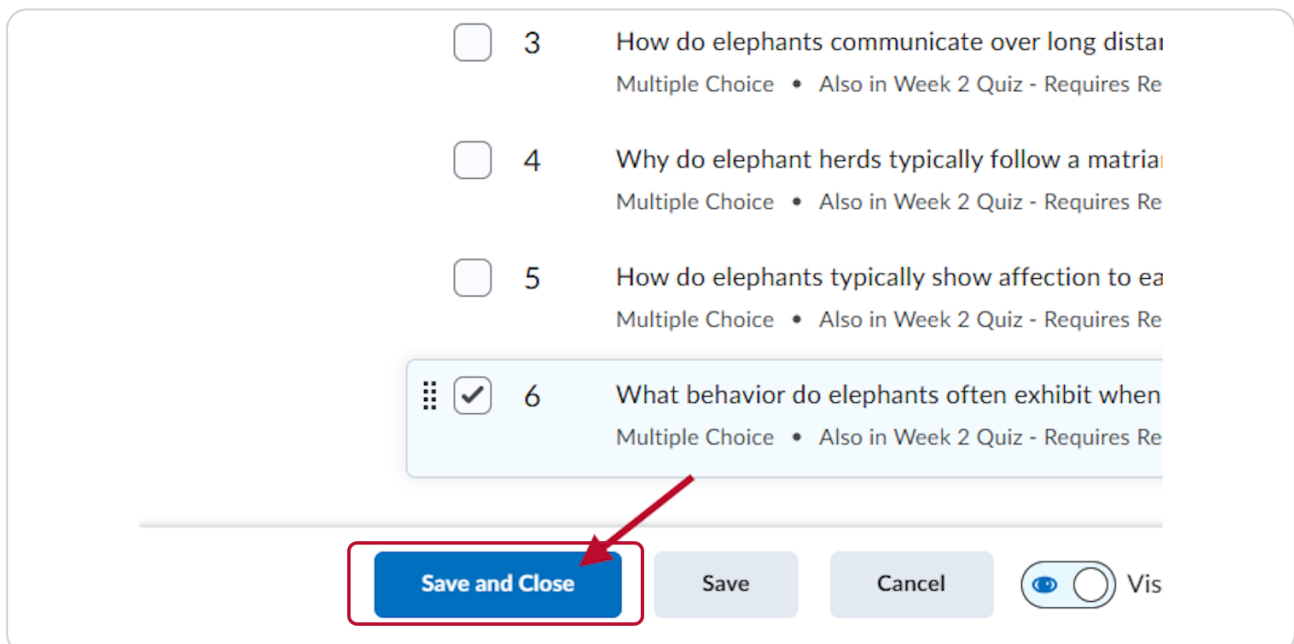
Click on Toggle Bonus



The screenshot shows a user interface with a 'More Actions' dropdown menu open. The menu options are: Delete, Toggle Bonus (highlighted with a red box), Toggle Mandatory, Set Points, and Publish to the LOR. In the background, there are sections for 'Availability Dates & Conditions' (Availability starts 7/29/2025 and ends 1 user with special access), 'Timing & Display' (No time limit), and 'Attempts & Completion' (1 attempt allowed).

STEP 6

The question has been changed to a bonus question. Now, click Save and Close.



The screenshot shows a list of four multiple-choice questions. Question 6, 'What behavior do elephants often exhibit when...', is selected with a checkmark. Below the list, the 'Save and Close' button is highlighted with a red box and a red arrow. Other buttons include 'Save', 'Cancel', and a 'Visibility' toggle switch.

