

How to Print Tests or Quizzes

7 Steps [View most recent version](#) 

Created by	Creation Date	Last Updated
Patti Brown	Aug 28, 2025	Aug 28, 2025

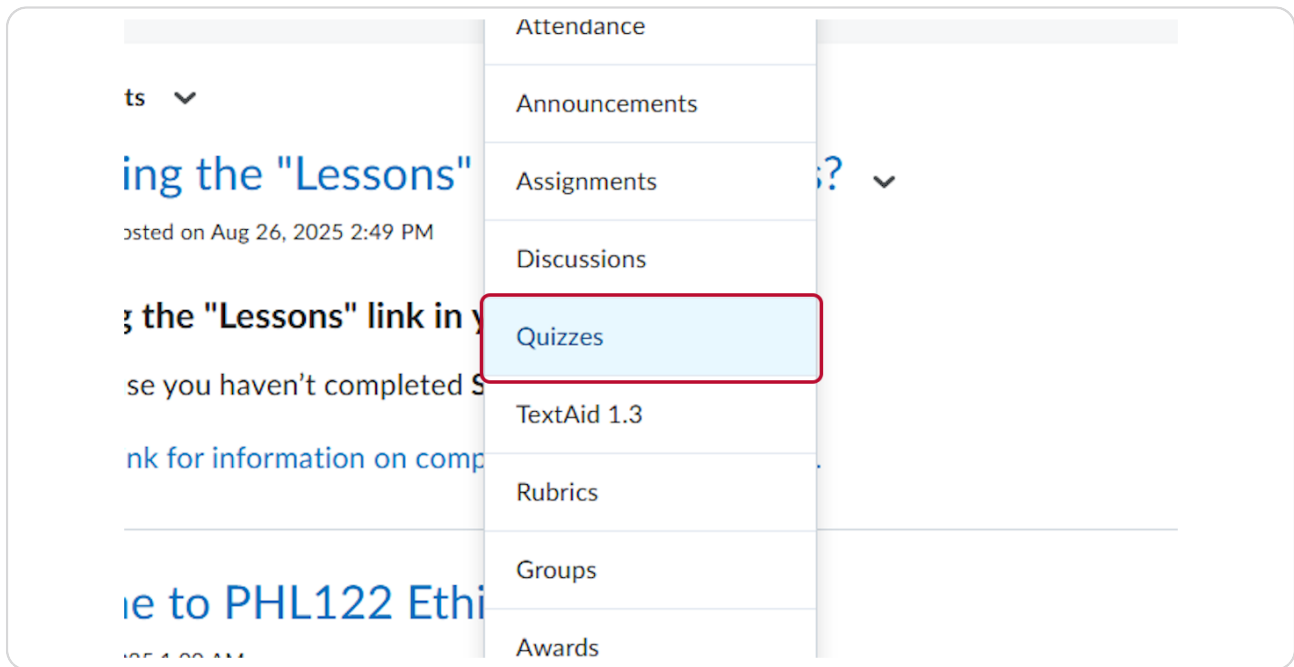
STEP 1

Click on Course Tools



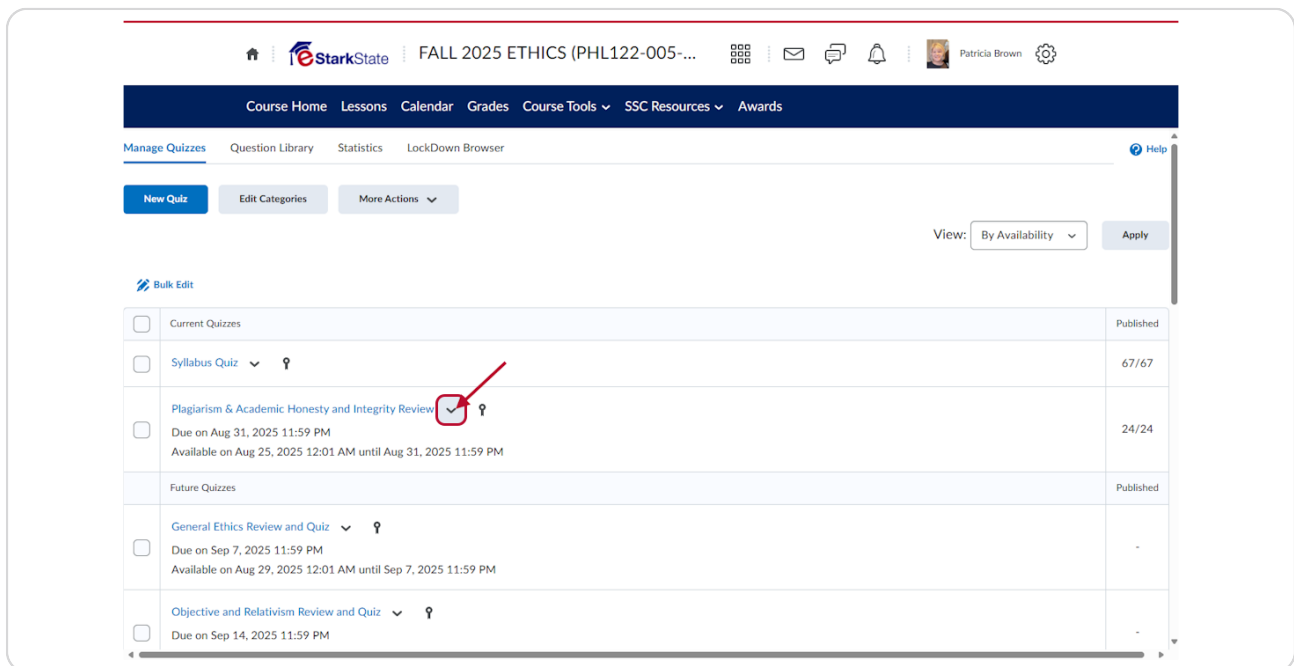
STEP 2

Click on Quizzes



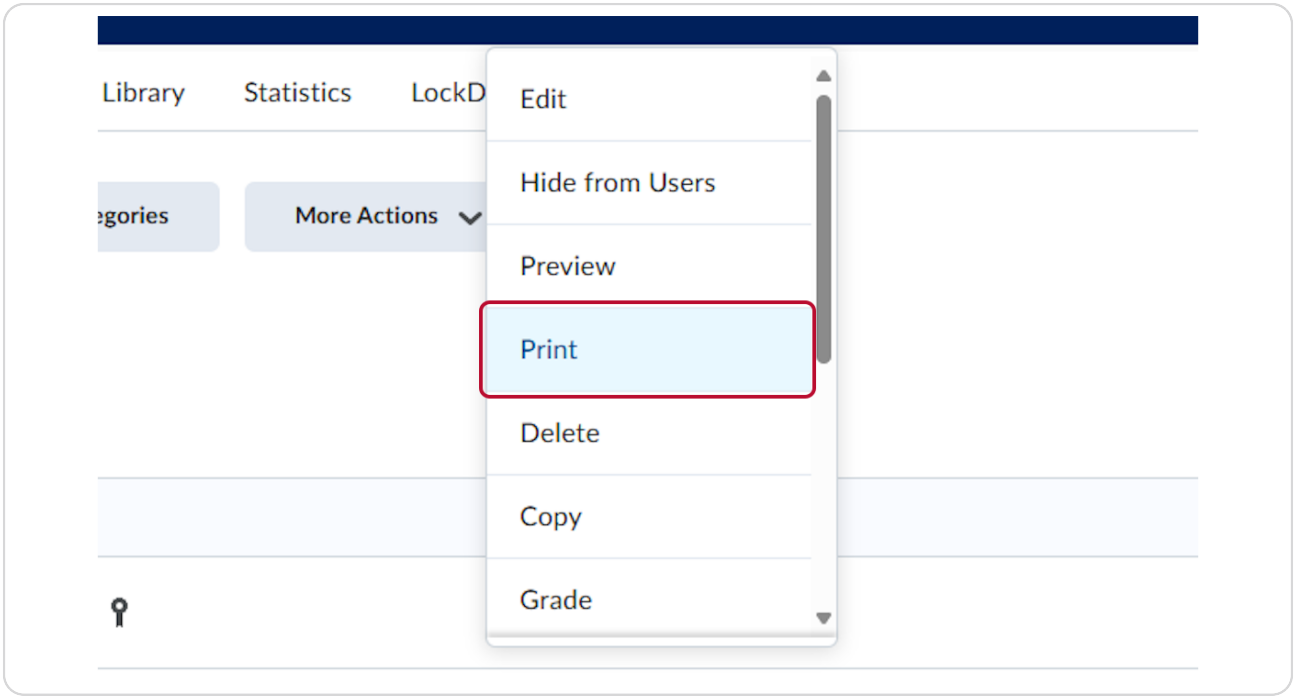
STEP 3

Find the quiz or test you want to print and Click the down arrow



STEP 4

Click on Print



STEP 5

Select all the Formatting options. You can also print a version with the correct answers

Academic Honesty and Integrity Review

Academic Honesty and Integrity Review

Student ID: _____ Date: _____

Plagiarism & Honesty In Learning Review, you
g:

Learning Policy - You will find the file in both the
he materials folder in this week.

Plagiarism and Honesty in Learning Review - You will find
ents folder for this week. You can also review the
nt file called Plagiarism and Honesty in Learning

and the total for the review is 20 points. This review is

Formatting

Include

- ☒ Quiz description
- ☒ Name field
- ☒ Student ID field
- ☒ Date field

Answer Key

- ☐ Show correct answers

STEP 6

Click on Print

The screenshot shows the StarkState course interface. The top navigation bar includes the StarkState logo, course title 'FALL 2025 ETHICS (PHL122-005-...', and user profile 'Patricia Brown'. Below this is a dark blue menu bar with links: Course Home, Lessons, Calendar, Grades, Course Tools, SSC Resources, and Awards. The main content area is titled 'Print Quiz - Plagiarism & Academic Honesty and Integrity Review'. It contains a form for Name, Student ID, and Date, followed by instructions for the review. A red arrow points to a blue 'Print' button at the bottom left of the main content area.

STEP 7

Select the printer and click Print

The screenshot shows a print dialog box on the left side of the screen. The dialog has sections for 'Printer' (set to 'Adobe PDF'), 'Copies' (set to '1'), 'Layout' (set to 'Portrait'), 'Pages' (set to 'All'), and 'Color' (set to 'Color'). A red arrow points to the 'Adobe PDF' printer selection. Below the dialog, the 'Print' button is highlighted with a red arrow. The main content area on the right shows the quiz title 'Plagiarism & Academic Honesty and Integrity Review' and the same instructions as in Step 6. The first question is visible: '1. Mandatory Question'.

