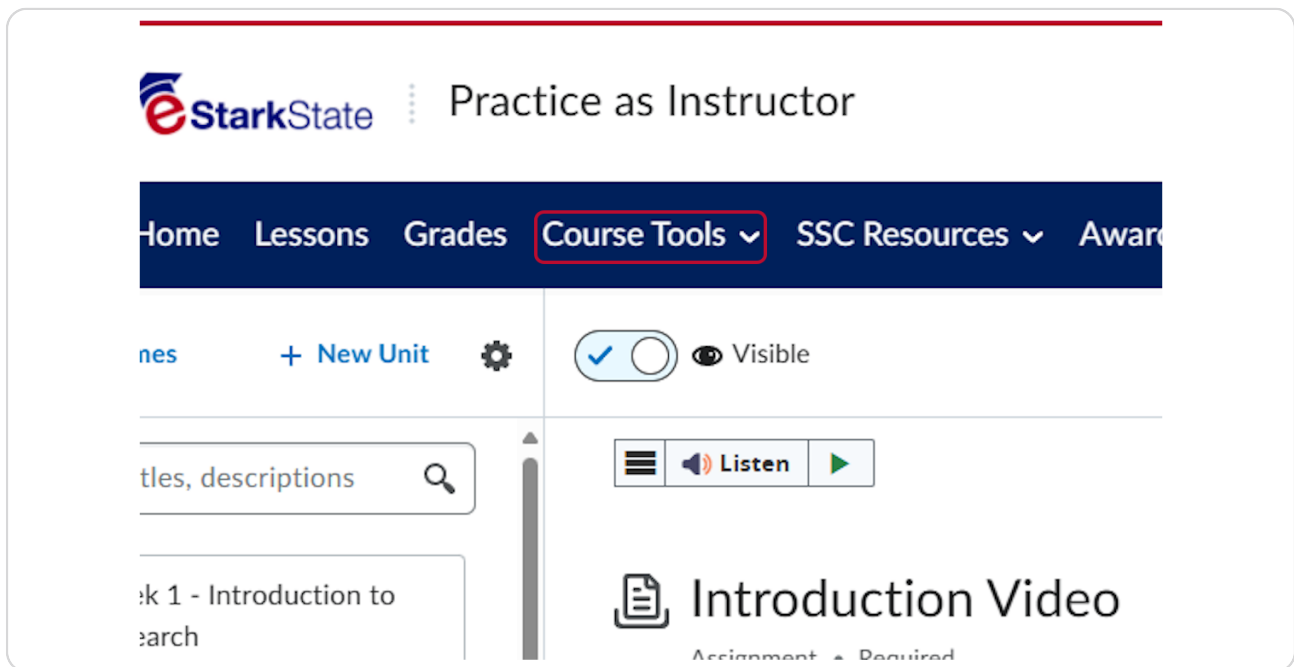


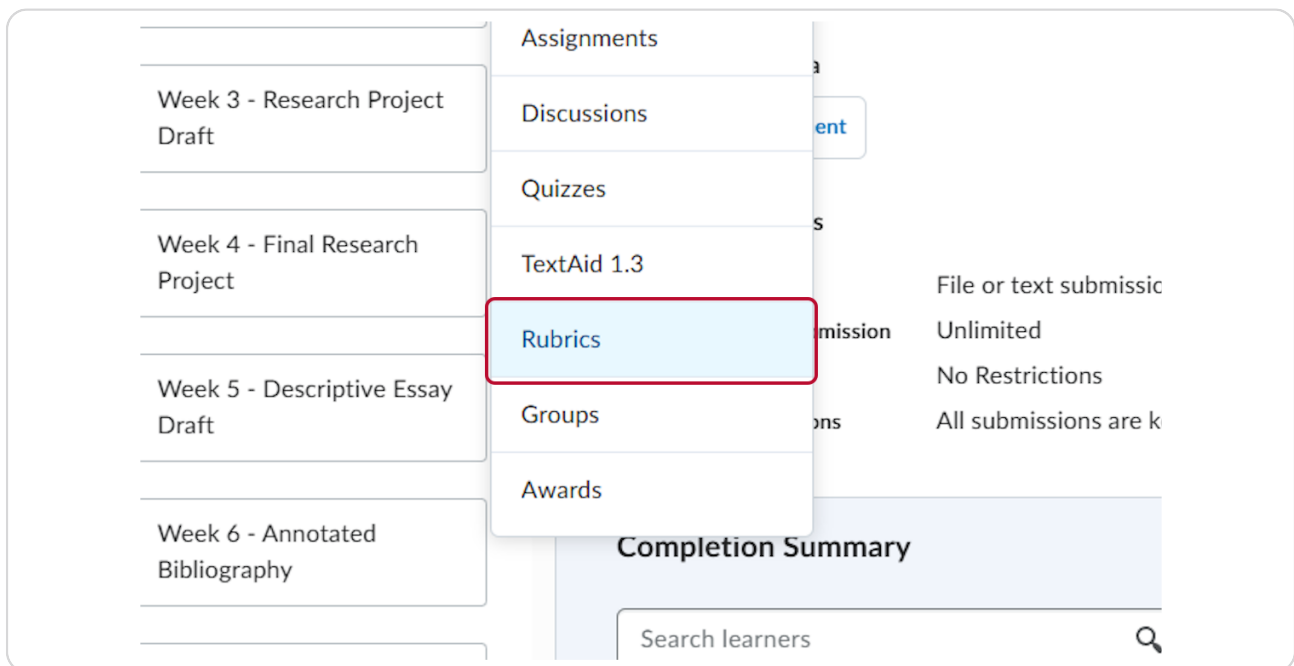
STEP 1

Click on Course Tools




STEP 2


Click on Rubrics



STEP 3


Locate the rubric, click on the V



<input type="checkbox"/>	Name ▲	Descript
<input type="checkbox"/>	Video Assignment ▼ 	

STEP 4

Click on View Statistics

<input type="checkbox"/>	Video Assignment ▼ 	Analytic
--------------------------	--	----------

Edit

Preview

Set Status >

View Statistics

Copy

Delete

STEP 5

Click on Competency Activities

Rubric Statistics - Video Assignment

Associations for this rubric are listed separately in relevant tabs below. Find an association at

Activities

Competency Activities

ePortfolio

There are no associations available for this rubric.

Close

STEP 6

You will see the assessments listed

Activities

Competency Activities

ePortfolio

Object	Type	# Assessments
Introduction Video	Assignment Submission	0

Close