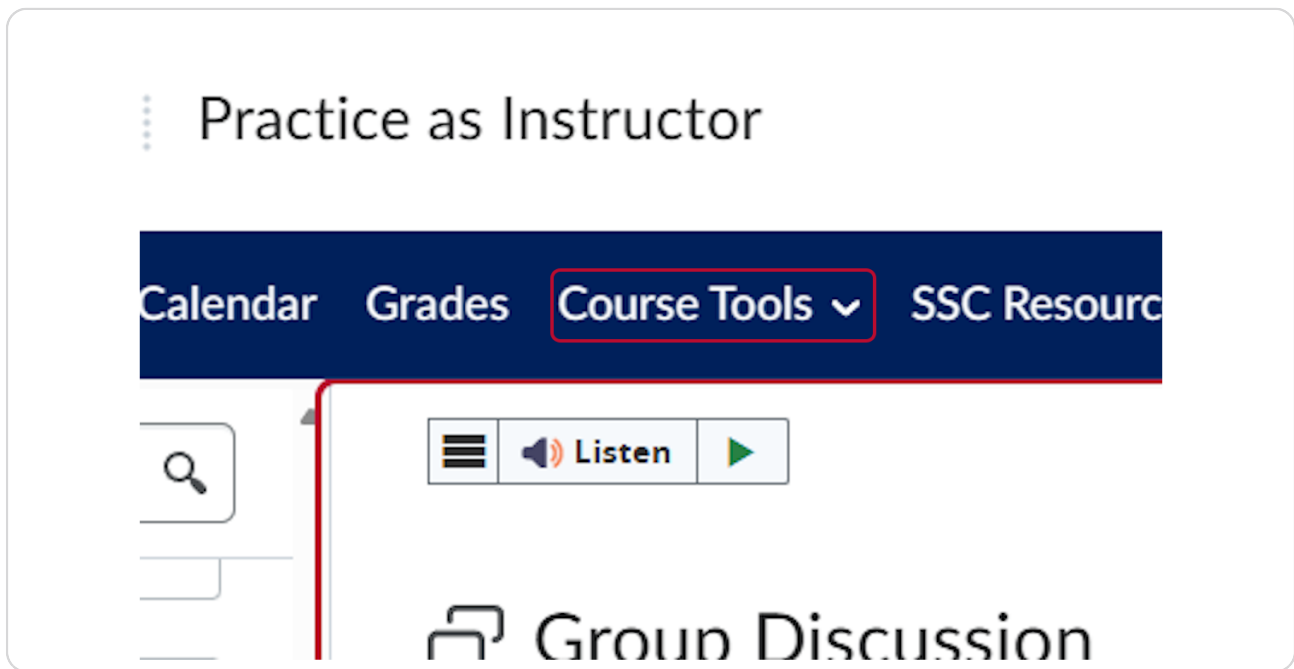


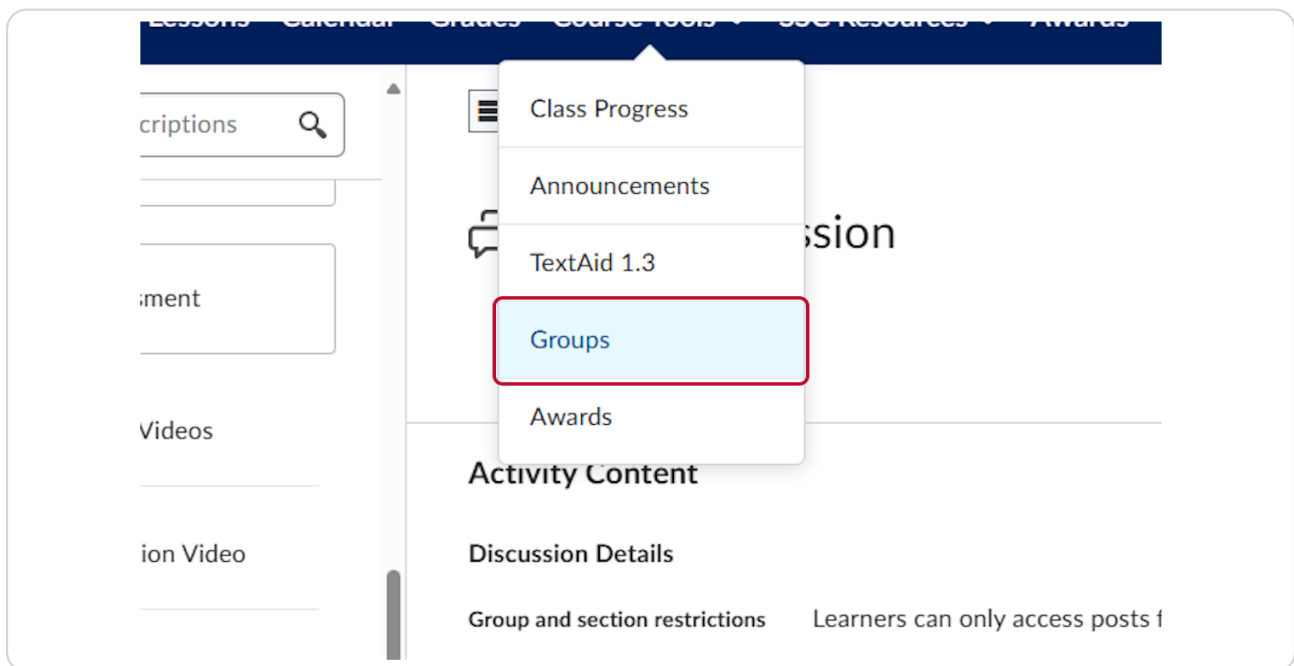
## STEP 1

### Click on Course Tools



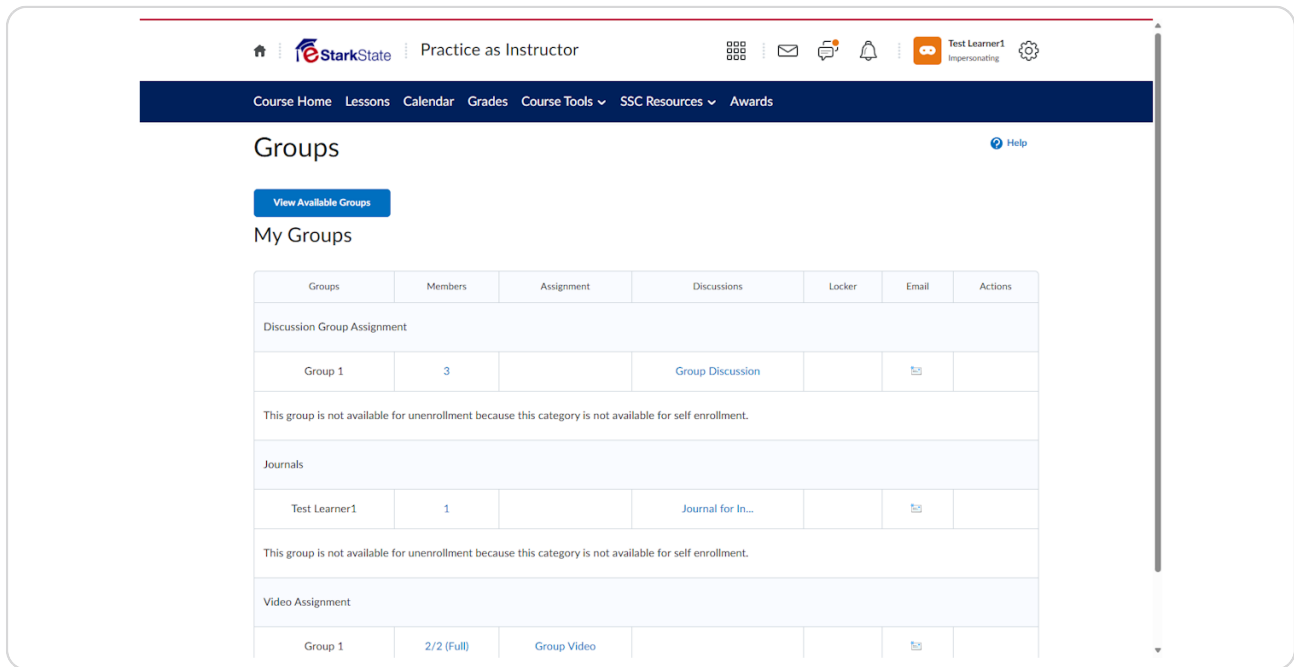
## STEP 2

### Click on Groups



### STEP 3

#### The students groups will display on the page

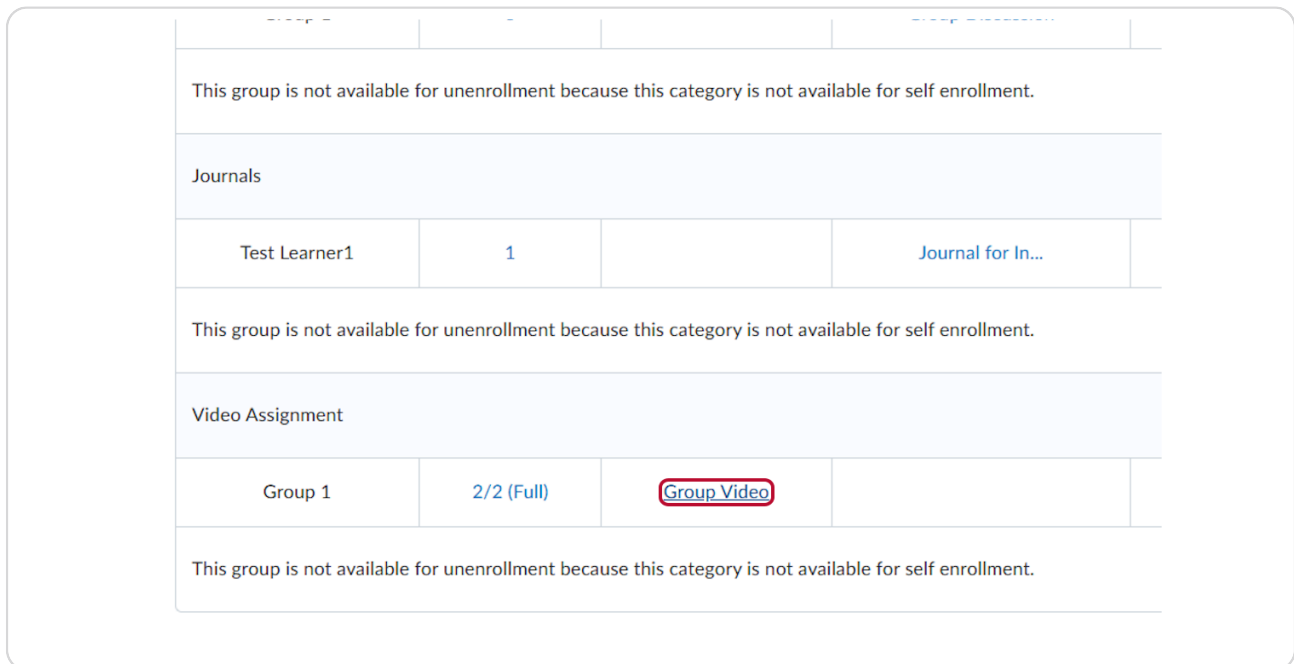


The screenshot shows the eStarkState 'Groups' page. At the top, there's a navigation bar with 'Practice as Instructor' and various icons. Below it, a dark blue header contains 'Course Home', 'Lessons', 'Calendar', 'Grades', 'Course Tools', 'SSC Resources', and 'Awards'. The main heading is 'Groups' with a 'Help' link. A blue button 'View Available Groups' is present. Under 'My Groups', there's a table with columns: Groups, Members, Assignment, Discussions, Locker, Email, and Actions. The table lists three groups: 'Discussion Group Assignment', 'Journals', and 'Video Assignment'. Each group has a row with details and a 'Group Discussion' or 'Group Video' link. A message 'This group is not available for unenrollment because this category is not available for self enrollment.' is displayed below each group.

Groups	Members	Assignment	Discussions	Locker	Email	Actions
Discussion Group Assignment						
Group 1	3		Group Discussion			
This group is not available for unenrollment because this category is not available for self enrollment.						
Journals						
Test Learner1	1		Journal for In...			
This group is not available for unenrollment because this category is not available for self enrollment.						
Video Assignment						
Group 1	2/2 (Full)	Group Video				
This group is not available for unenrollment because this category is not available for self enrollment.						

### STEP 4

#### The student can access the assignment for a group by clicking on it



This close-up screenshot focuses on the 'Group Video' link in the table from the previous step. The link is highlighted with a red rectangular box. The surrounding table structure and messages are also visible.

This group is not available for unenrollment because this category is not available for self enrollment.						
Journals						
Test Learner1	1		Journal for In...			
This group is not available for unenrollment because this category is not available for self enrollment.						
Video Assignment						
Group 1	2/2 (Full)	Group Video				
This group is not available for unenrollment because this category is not available for self enrollment.						

