

Changing the Default Grade Scheme

5 Steps [View most recent version](#) 

Created by	Creation Date	Last Updated
Linda Morosko	Oct 02, 2025	Oct 02, 2025

Click on the Course that needs a different grad-... 5 Steps [↗](#)

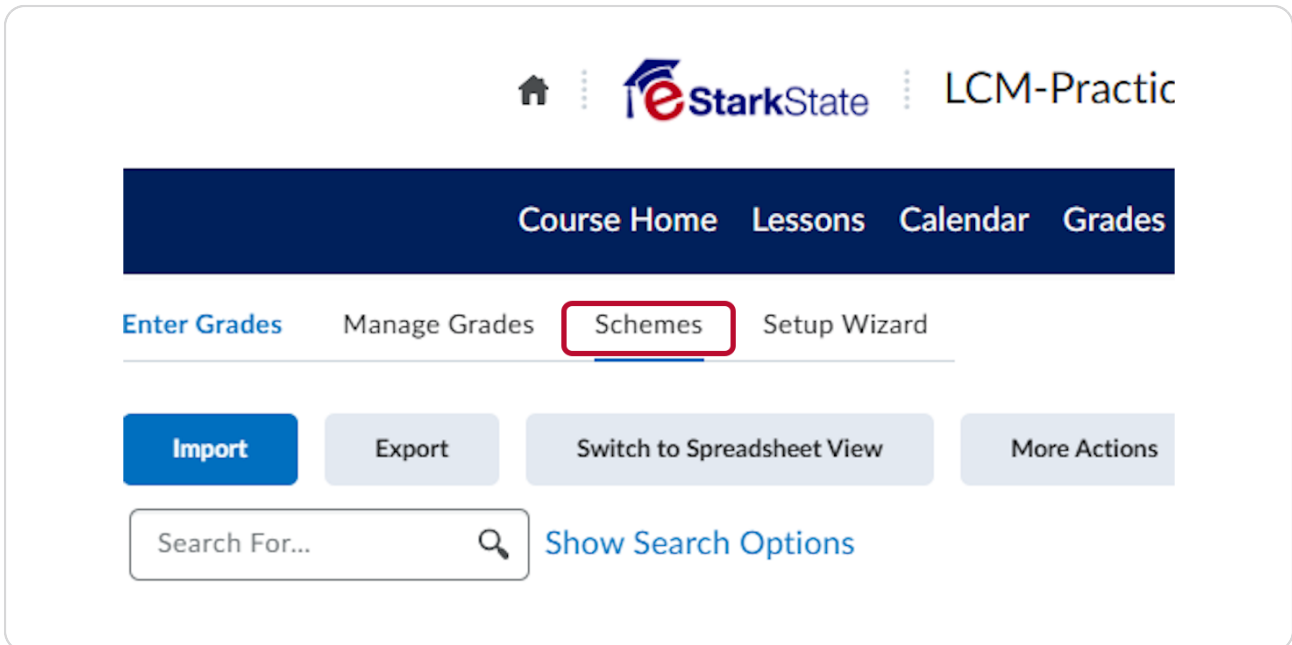
STEP 1

Click on Grades on the menu bar.



STEP 2

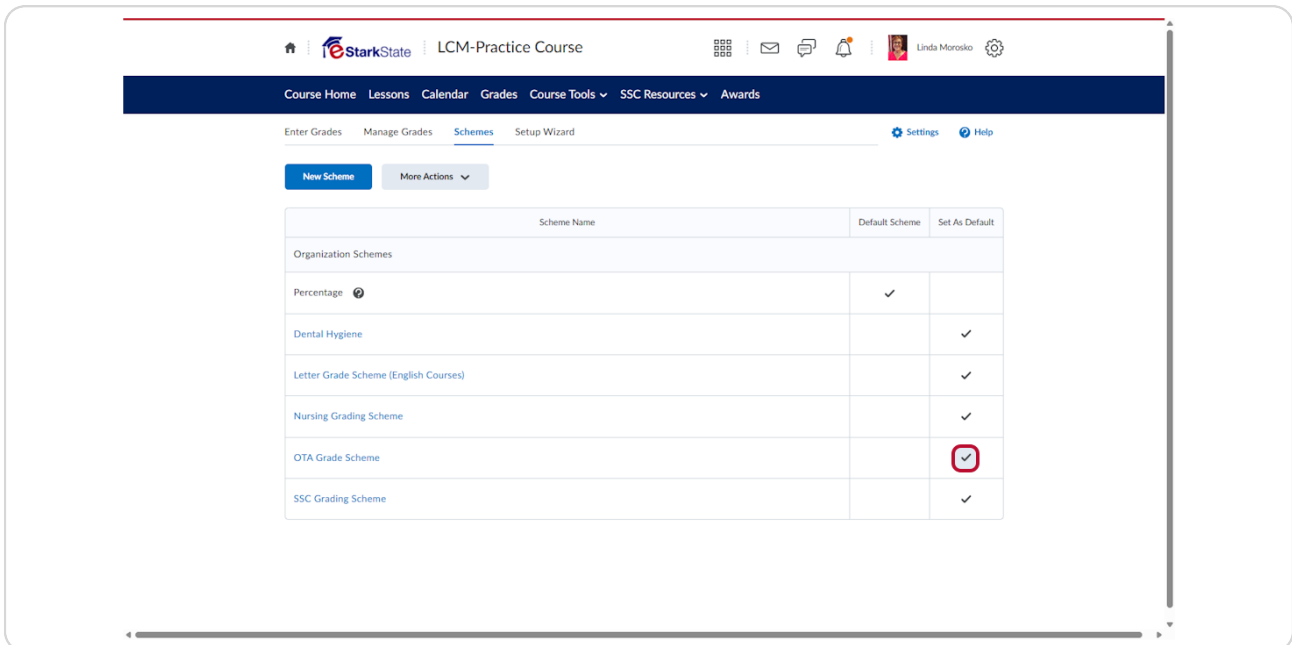
On the Grades page, click on Schemes.



The screenshot shows the StarkState LCM-Practice interface. At the top, there is a navigation bar with a home icon, the StarkState logo, and the text 'LCM-Practice'. Below this is a dark blue header with the following links: 'Course Home', 'Lessons', 'Calendar', and 'Grades'. Under the 'Grades' link, there is a sub-navigation bar with 'Enter Grades', 'Manage Grades', 'Schemes' (highlighted with a red box), and 'Setup Wizard'. Below the sub-navigation bar, there are four buttons: 'Import' (blue), 'Export' (light blue), 'Switch to Spreadsheet View' (light blue), and 'More Actions' (light blue). At the bottom, there is a search bar with the text 'Search For...' and a magnifying glass icon, followed by a link 'Show Search Options'.

STEP 3

In the list of Grade Schemes, choose the one you want to use. Click the check box in the Set as Default column.



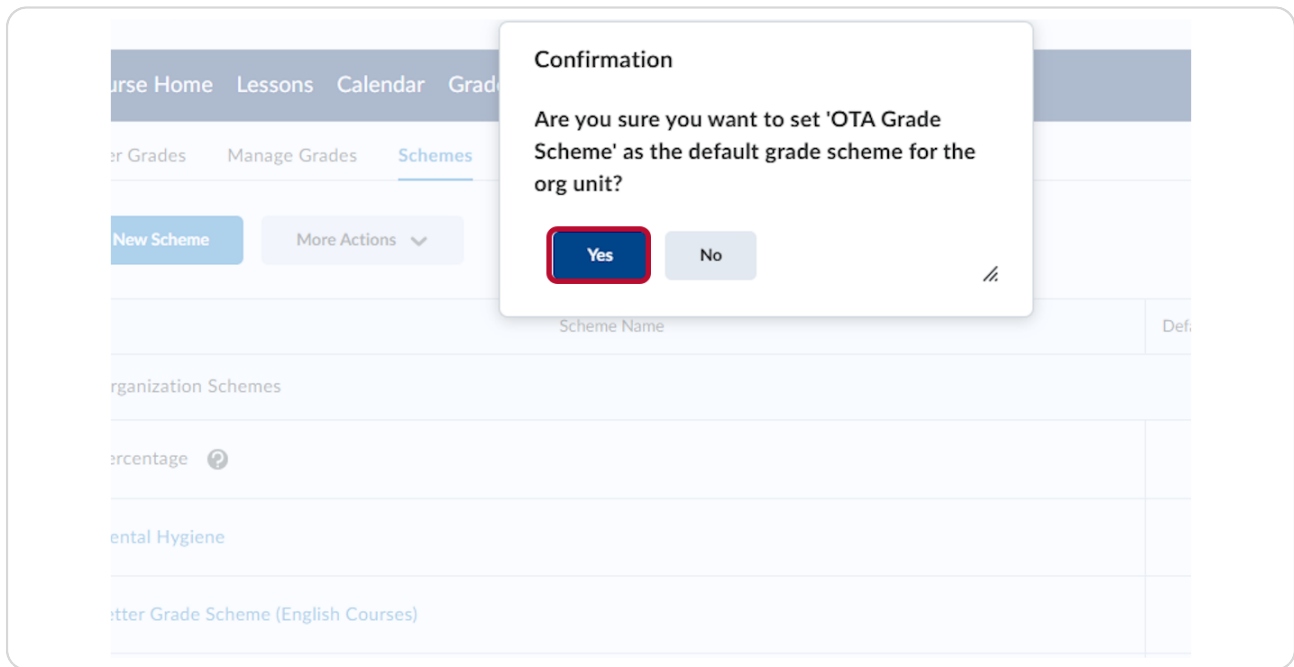
The screenshot shows the StarkState LCM-Practice Schemes page. At the top, there is a navigation bar with a home icon, the StarkState logo, and the text 'LCM-Practice Course'. Below this is a dark blue header with the following links: 'Course Home', 'Lessons', 'Calendar', 'Grades', 'Course Tools', 'SSC Resources', and 'Awards'. Under the 'Grades' link, there is a sub-navigation bar with 'Enter Grades', 'Manage Grades', 'Schemes' (highlighted with a red box), and 'Setup Wizard'. Below the sub-navigation bar, there are two buttons: 'New Scheme' (blue) and 'More Actions' (light blue). Below the buttons, there is a table with the following columns: 'Scheme Name', 'Default Scheme', and 'Set As Default'.

Scheme Name	Default Scheme	Set As Default
Organization Schemes		
Percentage	✓	
Dental Hygiene		✓
Letter Grade Scheme (English Courses)		✓
Nursing Grading Scheme		✓
OTA Grade Scheme		✓
SSC Grading Scheme		✓

The 'OTA Grade Scheme' row is highlighted with a red box, and the checkmark in the 'Set As Default' column is also highlighted with a red box.

STEP 4

Click on the Yes button in the Confirmation window pop-u



STEP 5

A new scheme is now chosen for the class.

